


5543 m.

SEPANG MOTOGP™ OFFICIAL TEST

Day 2 Practice

Classification

6

	Rider	Nation	Team	Motorcycle	Time	Lap	Total	Gap	Top Speed
1	89 Jorge MARTIN	SPA	Prima Pramac Racing	DUCATI	1'58.736	13	17		336.4
2	88 Miguel OLIVEIRA	POR	RNF MotoGP Team	APRILIA	1'58.839	21	52	0.103 0.103	335.4
3	44 Po ESPARGARO	SPA	GASGAS Factory Racing Tech3	GASGAS	1'58.881	11	29	0.145 0.042	334.3
4	20 Fabio QUARTARARO	FRA	Monster Energy Yamaha MotoGP	YAMAHA	1'58.897	8	34	0.161 0.016	335.4
5	1 Francesco BAGNAIA	ITA	Ducati Lenovo Team	DUCATI	1'59.067	8	35	0.331 0.170	336.4
6	25 Raul FERNANDEZ	SPA	RNF MotoGP Team	APRILIA	1'59.112	22	35	0.376 0.045	330.2
7	10 Luca MARINI	ITA	Mooney VR46 Racing Team	DUCATI	1'59.118	13	50	0.382 0.006	334.3
8	42 Alex RINS	SPA	LCR Honda CASTROL	HONDA	1'59.163	11	28	0.427 0.045	331.2
9	23 Enea BASTIANINI	ITA	Ducati Lenovo Team	DUCATI	1'59.194	17	32	0.458 0.031	332.3
10	33 Brad BINDER	RSA	Red Bull KTM Factory Racing	KTM	1'59.230	7	30	0.494 0.036	331.2
11	21 Franco MORBIDELLI	ITA	Monster Energy Yamaha MotoGP	YAMAHA	1'59.289	8	44	0.553 0.059	333.3
12	72 Marco BEZZECCHI	ITA	Mooney VR46 Racing Team	DUCATI	1'59.361	12	31	0.625 0.072	334.3
13	93 Marc MARQUEZ	SPA	Repsol Honda Team	HONDA	1'59.450	9	36	0.714 0.089	333.3
14	49 Fabio DI GIANNANTONIO	ITA	Gresini Racing MotoGP	DUCATI	1'59.502	17	40	0.766 0.052	333.3
15	5 Johann ZARCO	FRA	Prima Pramac Racing	DUCATI	1'59.503	15	36	0.767 0.001	333.3
16	36 Joan MIR	SPA	Repsol Honda Team	HONDA	1'59.632	11	36	0.896 0.129	330.2
17	73 Alex MARQUEZ	SPA	Gresini Racing MotoGP	DUCATI	1'59.747	9	36	1.011 0.115	331.2
18	12 Maverick VIÑALES	SPA	Aprilia Racing	APRILIA	1'59.770	22	35	1.034 0.023	331.2
19	43 Jack MILLER	AUS	Red Bull KTM Factory Racing	KTM	1'59.859	27	47	1.123 0.089	330.2
20	41 Aleix ESPARGARO	SPA	Aprilia Racing	APRILIA	2'00.017	7	26	1.281 0.158	334.3
21	30 Takaaki NAKAGAMI	JPN	LCR Honda IDEMITSU	HONDA	2'00.223	19	32	1.487 0.206	330.2
22	35 Cal CRUTCHLOW	GBR	Yamaha Factory	YAMAHA	2'00.354	14	41	1.618 0.131	330.2
23	37 Augusto FERNANDEZ	SPA	GASGAS Factory Racing Tech3	GASGAS	2'00.732	19	32	1.996 0.378	326.2
No time set									
	6 Stefan BRADL	GER	Honda Test Team	HONDA					
	81 Katsuyuki NAKASUGA	JPN	Yamaha Factory	YAMAHA					

Practice condition: **Dry-Wet**

Air: 28°

Humidity: 83%

Ground: 27°

	Fastest Lap:	Lap: 13	Jorge MARTIN	1'58.736	168 Km/h
	Best Race Lap:	2022	Jorge MARTIN	1'59.634	166.7 Km/h
	All Time Lap Record:	2022	Jorge MARTIN	1'57.790	169.4 Km/h

The results are provisional until the end of the limit for protest and appeals.

Time limit for protest expires 30' after publication of the results - Time:

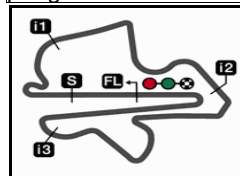
These data/results cannot be reproduced, stored and/or transmitted in whole or in part by any manner of electronic, mechanical, photocopying, recording, broadcasting or otherwise now known or herein after developed without the previous express consent by the copyright owner, except for reproduction in daily press and regular printed publications on sale to the public within 60 days of the event related to those data/results and always provided that copyright symbol appears together as follows below.

© DORNA, 2023

Official MotoGP Timing by **TISSOT**
www.motogp.com

Sepang, Saturday, February 11, 2023






5543 m.

SEPANG MOTOGP™ OFFICIAL TEST

Day 2 Practice

Combined Free Practice Times

7

	Rider	Nation	Team	MOTORCYCLE	FP1	FP2	Gap
1	72 M.BEZZECCHI	ITA	Mooney VR46 Racing Team	DUCATI	1'58.470 54	1'59.361 12	
2	12 M.VIÑALES	SPA	Aprilia Racing	APRILIA	1'58.600 65	1'59.770 22	0.130 0.130
3	23 E.BASTIANINI	ITA	Ducati Lenovo Team	DUCATI	1'58.732 42	1'59.194 17	0.262 0.132
4	89 J.MARTIN	SPA	Prima Pramac Racing	DUCATI	1'58.737 21	1'58.736 13	0.266 0.004
5	88 M.OLIVEIRA	POR	RNF MotoGP Team	APRILIA	1'59.730 39	1'58.839 21	0.369 0.103
6	1 F.BAGNAIA	ITA	Ducati Lenovo Team	DUCATI	1'58.857 23	1'59.067 8	0.387 0.018
7	44 P.ESPARGARO	SPA	GASGAS Factory Racing Tech3	GASGAS	2'00.078 40	1'58.881 11	0.411 0.024
8	20 F.QUARTARARO	FRA	Monster Energy Yamaha MotoGP	YAMAHA	1'59.422 47	1'58.897 8	0.427 0.016
9	41 A.ESPARGARO	SPA	Aprilia Racing	APRILIA	1'58.941 44	2'00.017 7	0.471 0.044
10	5 J.ZARCO	FRA	Prima Pramac Racing	DUCATI	1'58.966 46	1'59.503 15	0.496 0.025
11	49 F.DI GIANNANTO	ITA	Gresini Racing MotoGP	DUCATI	1'59.021 45	1'59.502 17	0.551 0.055
12	73 A.MARQUEZ	SPA	Gresini Racing MotoGP	DUCATI	1'59.036 47	1'59.747 9	0.566 0.015
13	25 R.FERNANDEZ	SPA	RNF MotoGP Team	APRILIA	1'59.813 52	1'59.112 22	0.642 0.076
14	10 L.MARINI	ITA	Mooney VR46 Racing Team	DUCATI	1'59.469 21	1'59.118 13	0.648 0.006
15	21 F.MORBIDELLI	ITA	Monster Energy Yamaha MotoGP	YAMAHA	1'59.118 54	1'59.289 8	0.648
16	42 A.RINS	SPA	LCR Honda CASTROL	HONDA	1'59.963 49	1'59.163 11	0.693 0.045
17	33 B.BINDER	RSA	Red Bull KTM Factory Racing	KTM	2'00.085 18	1'59.230 7	0.760 0.067
18	93 M.MARQUEZ	SPA	Repsol Honda Team	HONDA	1'59.424 23	1'59.450 9	0.954 0.194
19	36 J.MIR	SPA	Repsol Honda Team	HONDA	1'59.832 47	1'59.632 11	1.162 0.208
20	43 J.MILLER	AUS	Red Bull KTM Factory Racing	KTM	1'59.826 48	1'59.859 27	1.356 0.194
21	37 A.FERNANDEZ	SPA	GASGAS Factory Racing Tech3	GASGAS	2'00.027 23	2'00.732 19	1.557 0.201
22	30 T.NAKAGAMI	JPN	LCR Honda IDEMITSU	HONDA	2'01.204 27	2'00.223 19	1.753 0.196
23	35 C.CRUTCHLOW	GBR	Yamaha Factory	YAMAHA		2'00.354 14	1.884 0.131
24	81 K.NAKASUGA	JPN	Yamaha Factory	YAMAHA	2'01.239 45		2.769 0.885
25	6 S.BRADL	GER	Honda Test Team	HONDA	2'03.501 2		5.031 2.262

Pole Position Record:	2022	Jorge MARTIN	1'57.790	169.4 Km/h
Best Race Lap:	2022	Jorge MARTIN	1'59.634	166.7 Km/h
All Time Lap Record:	2022	Jorge MARTIN	1'57.790	169.4 Km/h

The results are provisional until the end of the limit for protest and appeals.

Time limit for protest expires 60' after publication of the results - Time:

These data/results cannot be reproduced, stored and/or transmitted in whole or in part by any manner of electronic, mechanical, photocopying, recording, broadcasting or otherwise now known or herein after developed without the previous express consent by the copyright owner, except for reproduction in daily press and regular printed publications on sale to the public within 60 days of the event related to those data/results and always provided that copyright symbol appears together as follows below.

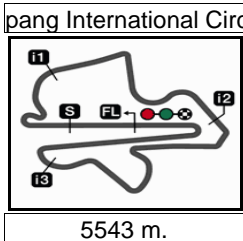
© DORNA, 2023

Official MotoGP Timing by TISSOT

www.motogp.com

Sepang, Saturday, February 11, 2023





SEPANG MOTOGP™ OFFICIAL TEST

Day 2 Practice

Top Speed & Average

8



Rider	Nation	Motorcycle	Top 5 speeds					Average	Top
1 Francesco BAGNAIA	ITA	DUCATI	336.4	334.3	334.3	332.3	332.3	333.3	336.4
89 Jorge MARTIN	SPA	DUCATI	336.4	333.3	332.3	332.3	332.3	333.3	336.4
20 Fabio QUARTARARO	FRA	YAMAHA	335.4	333.3	332.3	332.3	331.2	332.6	335.4
88 Miguel OLIVEIRA	POR	APRILIA	335.4	333.3	332.3	331.2	330.2	332.1	335.4
10 Luca MARINI	ITA	DUCATI	334.3	333.3	332.3	332.3	332.3	332.7	334.3
41 Aleix ESPARGARO	SPA	APRILIA	334.3	333.3	330.2	330.2	329.2	331.4	334.3
44 Pol ESPARGARO	SPA	GASGAS	334.3	331.2	331.2	330.2	330.2	331.4	334.3
72 Marco BEZZECCHI	ITA	DUCATI	334.3	333.3	333.3	333.3	332.3	332.9	334.3
5 Johann ZARCO	FRA	DUCATI	333.3	332.3	332.3	331.2	330.2	331.4	333.3
21 Franco MORBIDELLI	ITA	YAMAHA	333.3	331.2	331.2	330.2	330.2	331.1	333.3
49 Fabio DI GIANNANTONIO	ITA	DUCATI	333.3	331.2	331.2	330.2	330.2	330.8	333.3
93 Marc MARQUEZ	SPA	HONDA	333.3	332.3	331.2	331.2	331.2	331.7	333.3
23 Enea BASTIANINI	ITA	DUCATI	332.3	332.3	331.2	331.2	330.2	331.2	332.3
12 Maverick VIÑALES	SPA	APRILIA	331.2	331.2	331.2	330.2	330.2	330.6	331.2
33 Brad BINDER	RSA	KTM	331.2	330.2	330.2	330.2	328.2	329.3	331.2
42 Alex RINS	SPA	HONDA	331.2	331.2	330.2	330.2	329.2	330.2	331.2
73 Alex MARQUEZ	SPA	DUCATI	331.2	331.2	330.2	330.2	330.2	330.6	331.2
25 Raul FERNANDEZ	SPA	APRILIA	330.2	330.2	330.2	330.2	329.2	330.0	330.2
30 Takaaki NAKAGAMI	JPN	HONDA	330.2	329.2	329.2	327.2	326.2	328.4	330.2
35 Cal CRUTCHLOW	GBR	YAMAHA	330.2	329.2	328.2	328.2	328.2	328.7	330.2
36 Joan MIR	SPA	HONDA	330.2	329.2	328.2	328.2	328.2	328.7	330.2
43 Jack MILLER	AUS	KTM	330.2	330.2	329.2	329.2	328.2	329.4	330.2
37 Augusto FERNANDEZ	SPA	GASGAS	326.2	324.3	323.3	323.3	322.3	323.3	326.2

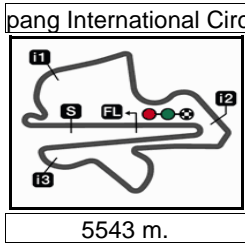
These data/results cannot be reproduced, stored and/or transmitted in whole or in part by any manner of electronic, mechanical, photocopying, recording, broadcasting or otherwise now known or herein after developed without the previous express consent by the copyright owner, except for reproduction in daily press and regular printed publications on sale to the public within 60 days of the event related to those data/results and always provided that copyright symbol appears together as follows below.

© DORNA, 2023

Official MotoGP Timing by TISSOT
www.motogp.com



Sepang, Saturday, February 11, 2023



Results and timing service provided by TISSOT

MotoGP™

SEPANG MOTOGP™ OFFICIAL TEST

Day 2 Practice

Chronological Analysis of Performances

9

* Lap / Sector time cancelled T1 Time from finish line to 1st intermediate T3 Time from 2nd intermed. to 3rd intermed.
P Crossing the finish line in pit lane T2 Time from 1st intermed. to 2nd intermed. T4 Time from 3rd intermediate to finish line

Lap	Lap Time	T1	T2	T3	T4	Speed	Lap	Lap Time	T1	T2	T3	T4	Speed	
1st	89	Jorge MARTIN Prima Pramac Racing SPA						24	2'00.596	25.036	27.849	37.480	30.231	326.2
		Runs=4	Total laps=17	Full laps=11	Valid laps=11		25	1'59.513	24.589	27.588	37.269	30.067	331.2	
1	3:09'29.662	27.159	29.361	39.064	30.826		26	1'59.584	24.646	27.451	37.339	30.148	333.3	
2	2'01.288	25.406	27.752	37.809	30.321	329.2	27	2'06.935 P	24.782	27.464	38.021	36.668	329.2	
3	1'59.952	24.875	27.521	37.363	30.193	331.2	28	51'16.908	27.201	30.024	39.518	31.022		
4	1'59.748	24.782	27.548	37.301	30.117	332.3	29	2'01.124	25.068	27.955	37.571	30.530	329.2	
5	1'59.602	24.722	27.553	37.169	30.158	336.4	30	2'00.281	24.901	27.598	37.459	30.323	332.3	
6	2'14.662 P	27.177	29.145	39.286	39.054	332.3	31	2'00.051	24.824	27.596	37.311	30.320	335.4	
7	13'04.432	26.789	28.811	37.979	30.628		32	2'12.037 P	27.142	29.335	39.383	36.177	315.7	
8	1'59.976	24.813	27.612	37.399	30.152	333.3	33	1:00'48.946	30.940	35.747	46.450	35.070		
9	1'59.965	24.751	27.623	37.338	30.253	331.2	34	2'18.192	29.048	32.369	42.831	33.944	280.5	
10	2'04.168	24.896	27.624	40.966	30.682	331.2	35	2'15.667	28.042	31.648	42.262	33.715	295.8	
11	2'07.893 P	24.760	27.547	37.404	38.182	329.2	36	2'28.369 P	27.939	31.976	46.449	42.005	301.6	
12	13'24.654	26.276	28.229	37.924	30.418		37	32'37.820	32.038	34.568	45.039	34.741		
13	1'58.736	24.558	27.208	37.097	29.873	331.2	38	2'16.734	28.547	31.883	42.760	33.544	286.4	
14	1'59.216	24.610	27.241	37.256	30.109	332.3	39	2'15.503	28.077	31.370	42.546	33.510	288.7	
15	1'59.102	24.599	27.275	37.192	30.036	331.2	40	2'16.344	28.551	31.389	42.771	33.633	286.4	
16	1'59.246	24.702	27.348	37.171	30.025	331.2	41	2'27.934 P	28.715	31.843	45.586	41.790	284.9	
17	2'16.536 P	27.769	28.918	40.680	39.169	320.4	42	17'16.877	30.300	33.741	45.115	34.702		
	unfinished	25.810	28.546				43	2'17.880	28.787	31.744	43.476	33.873	287.2	
							44	2'16.288	28.596	31.500	42.793	33.399	291.8	
2nd	88	Miguel OLIVEIRA RNF MotoGP Team POR						45	2'15.351	28.167	31.360	42.297	33.527	302.5
		Runs=12	Total laps=52	Full laps=29	Valid laps=29		46	2'14.507	27.923	31.124	42.201	33.259	301.6	
1	41'26.868	36.368	33.463	44.215	33.900		47	2'14.101	27.658	30.941	42.036	33.466	308.5	
2	2'13.395	27.999	31.004	41.390	33.002	300.8	48	2'29.311 P	29.676	33.098	44.057	42.480	281.9	
3	2'11.323	27.321	30.468	40.714	32.820	309.4	49	35'00.395	29.690	33.444	44.639	34.267		
4	2'23.570 P	28.987	32.905	42.594	39.084	313.9	50	2'15.997	28.028	31.618	42.854	33.497	297.5	
5	23'26.528	27.643	31.248	42.139	33.163		51	2'15.451	27.865	31.306	42.709	33.571	299.1	
6	2'17.940 P	27.060	30.014	41.094	39.772	313.0	52	2'14.842	27.846	30.949	42.630	33.417	291.1	
7	23'25.892	28.014	30.873	40.037	31.626									
8	2'04.267	25.810	28.715	38.956	30.786	326.2	3rd	44	Poi ESPARGARO GASGAS Factory Rac SPA					
9	2'13.859 P	25.679	29.758	41.749	36.673	327.2			Runs=7	Total laps=29	Full laps=16	Valid laps=16		
10	35'23.508	26.994	30.303	39.570	31.198		1	2:27'44.435	28.139	29.925	39.734	31.201		
11	2'01.553	25.323	28.012	37.719	30.499	324.3	2	2'01.858	25.205	28.120	38.023	30.510	328.2	
12	2'01.273	25.170	27.750	37.675	30.678	322.3	3	2'00.721	25.047	27.693	37.608	30.373	322.3	
13	2'14.600 P	26.667	30.989	40.708	36.236	324.3	4	2'00.379	24.987	27.687	37.381	30.324	329.2	
14	28'20.592	26.748	29.371	38.739	30.947		5	2'15.673 P	28.217	30.332	40.550	36.574	279.7	
15	2'01.173	25.079	27.828	37.801	30.465	329.2	6	13'53.175	24.478	28.741	39.495	30.622		
16	2'00.841	25.152	27.687	37.520	30.482	330.2	7	1'59.595	24.880	27.572	37.190	29.953	334.3	
17	2'00.672	24.939	27.750	37.544	30.439	329.2	8	1'59.205	24.635	27.442	37.247	29.881	330.2	
18	2'12.085 P	26.426	29.703	40.368	35.588	315.7	9	2'15.361 P	27.971	30.825	39.918	36.647	297.5	
19	14'36.316	26.265	28.695	38.210	30.362		10	24'06.566	32.063	30.152	38.761	30.403		
20	1'58.936	24.711	27.378	36.890	29.957	330.2	11	1'58.881	24.681	27.330	37.046	29.824	331.2	
21	1'58.839	24.601	27.244	36.920	30.074	329.2	12	1'59.376	24.744	27.420	37.123	30.089	306.8	
22	2'09.144 P	26.214	28.903	38.696	35.331	328.2	13	2'12.980 P	28.041	29.960	39.564	35.415	297.5	
23	29'13.205	26.502	29.681	38.898	31.216		14	23'50.957	25.205	29.669	38.792	30.718		

Fastest Lap: Jorge MARTIN Prima Pramac Racing SPA **1'58.736** 24.558 27.208 37.097 29.873

These data/results cannot be reproduced, stored and/or transmitted in whole or in part by any manner of electronic, mechanical, photocopying, recording, broadcasting or otherwise now known or herein after developed without the previous express consent by the copyright owner, except for reproduction in daily press and regular printed publications on sale to the public within 60 days of the event related to those data/results and always provided that copyright symbol appears together as follows below.
© DORNA, 2023



Day 2 Practice

MotoGP

Lap	Lap Time	T1	T2	T3	T4	Speed	Lap	Lap Time	T1	T2	T3	T4	Speed
15	1'59.867	24.782	27.589	37.356	30.140	328.2	2	2'02.029	25.342	28.210	37.938	30.539	334.3
16	1'59.651	24.715	27.569	37.275	30.092	327.2	3	2'00.968	24.867	27.971	37.648	30.482	332.3
17	2'17.943 P	29.089	32.074	40.043	36.737	305.9	4	2'04.848	24.937	30.720	38.447	30.744	331.2
18	2'20.660 P	25.095	32.678	43.481	37.926		5	2'11.155 P	24.900	28.944	39.992	37.319	331.2
19	36'05.165	24.574	29.715	38.975	30.919		6	16'40.282	27.381	29.133	37.677	30.344	
20	1'59.933	24.821	27.747	37.334	30.031	331.2	7	1'59.157	24.609	27.430	36.875	30.243	331.2
21	1'59.597	24.718	27.588	37.243	30.048	330.2	8	1'59.067	24.517	27.362	36.980	30.208	336.4
22	2'13.522 P	27.920	30.287	39.709	35.606	296.7	9	2'12.786 P	24.617	27.455	42.312	38.402	332.3
23	1:20'47.472	31.346	36.495	47.952	35.647		10	19'54.808	25.742	28.670	37.724	30.488	
24	2'22.286	30.006	33.328	44.619	34.333	279.7	11	2'00.382	24.809	27.750	37.409	30.414	334.3
25	2'18.026	28.808	32.207	43.260	33.751	299.1	12	1'59.990	24.748	27.652	37.217	30.373	332.3
26	2'17.027	28.635	31.924	42.845	33.623	288.7	13	2'02.137	24.708	27.684	38.133	31.612	332.3
27	2'21.641	30.641	33.087	43.696	34.217	291.1	14	1'59.935	24.700	27.718	37.265	30.252	332.3
28	2'16.670	28.525	31.827	42.879	33.439	295.0	15	2'13.875 P	26.437	30.601	40.827	36.010	322.3
29	2'27.139 P	30.818	33.063	44.637	38.621	273.4	16	1:00'08.628	27.139	29.531	38.429	30.495	

4th 20 Fabio QUARTARAR Monster Energy Yama FRA
 Runs=7 Total laps=34 Full laps=20 Valid laps=20

1	2:31'28.856	26.371	30.394	39.419	31.184	
2	2'01.710	25.149	28.176	37.770	30.615	326.2
3	2'00.688	24.991	27.837	37.444	30.416	327.2
4	2'00.189	24.763	27.657	37.370	30.399	329.2
5	1'59.990	24.784	27.469	37.397	30.340	329.2
6	2'13.942 P	24.751	30.757	41.757	36.677	333.3
7	13'02.909	25.297	28.860	38.137	30.462	
8	1'58.897	24.507	27.378	37.001	30.011	331.2
9	1'58.962	24.401	27.290	37.069	30.202	330.2
10	1'59.168	24.455	27.374	37.181	30.158	335.4
11	2'16.230 P	29.494	30.702	40.162	35.872	313.0
12	13'22.608	31.410	29.056	37.920	30.438	
13	1'59.833	24.797	27.559	37.210	30.267	330.2
14	1'59.690	24.675	27.543	37.192	30.280	332.3
15	1'59.836	24.700	27.439	37.416	30.281	332.3
16	2'17.387 P	28.841	31.030	41.319	36.197	328.2
17	23'53.993	27.892	30.165	38.202	30.538	
18	2'00.661	24.877	27.953	37.452	30.379	328.2
19	2'00.198	24.706	27.696	37.476	30.320	329.2
20	2'00.268	24.751	27.718	37.417	30.382	329.2
21	2'20.628 P	30.770	29.796	41.450	38.612	331.2
22	1:00'32.988	25.772	29.091	38.511	30.807	
23	2'00.636	24.871	27.753	37.514	30.498	328.2
24	2'00.163	24.682	27.717	37.362	30.402	329.2
25	2'00.011	24.669	27.657	37.336	30.349	330.2
26	2'07.799 P	25.744	29.050	38.652	34.353	330.2
27	1:13'37.730	28.686	36.672	45.141	34.437	
28	2'18.957	28.954	32.789	43.578	33.636	291.8
29	2'17.233	28.457	32.099	43.295	33.382	300.0
30	2'16.374	28.259	31.938	42.715	33.462	305.9
31	2'22.823 P	28.200	31.830	42.663	40.130	304.2
32	10'14.760	28.033	32.855	44.298	33.681	
33	2'16.988	28.391	32.176	43.001	33.420	307.6
34	2'26.242 P	28.081	31.830	45.116	41.215	307.6

5th 1 Francesco BAGNAI Ducati Lenovo Team ITA
 Runs=6 Total laps=35 Full laps=23 Valid laps=23

1	2:49'59.428	26.582	29.955	41.498	32.280	
---	-------------	--------	--------	--------	--------	--

6th 25 Raul FERNANDEZ RNF MotoGP Team SPA
 Runs=7 Total laps=35 Full laps=21 Valid laps=21

1	2:19'05.884	26.314	30.405	39.678	31.292	
2	2'02.731	25.718	28.467	38.035	30.511	320.4
3	2'06.496	25.147	32.482	38.266	30.601	325.3
4	2'01.194	25.144	27.967	37.591	30.492	325.3
5	2'01.127	24.978	27.940	37.758	30.451	328.2
6	2'18.398 P	27.155	30.428	39.497	41.318	321.4
7	58'03.474	25.340	29.109	38.346	30.782	
8	2'00.627	24.910	27.807	37.421	30.489	327.2
9	2'01.231	24.956	27.940	37.844	30.491	327.2
10	2'00.936	25.044	27.832	37.456	30.604	328.2
11	2'15.366 P	25.847	28.782	39.661	41.076	320.4
12	18'17.852	25.309	29.175	38.270	30.710	
13	2'00.942	24.998	27.938	37.494	30.512	328.2
14	2'00.753	24.841	27.854	37.583	30.475	330.2
15	2'17.737 P	26.299	29.272	44.560	37.606	330.2
16	40'50.232	26.295	29.085	38.224	30.785	
17	2'01.293	25.124	27.938	37.533	30.698	327.2
18	2'01.387	25.001	27.932	37.757	30.697	329.2
19	2'12.405 P	26.803	29.472	39.543	36.587	303.3

Fastest Lap: Jorge MARTIN Prima Pramac Racing SPA **1'58.736** 24.558 27.208 37.097 29.873

These data/results cannot be reproduced, stored and/or transmitted in whole or in part by any manner of electronic, mechanical, photocopying, recording, broadcasting or otherwise now known or herein after developed without the previous express consent by the copyright owner, except for reproduction in daily press and regular printed publications on sale to the public within 60 days of the event related to those data/results and always provided that copyright symbol appears together as follows below.
 © DORNA, 2023



Day 2 Practice

MotoGP

Lap	Lap Time	T1	T2	T3	T4	Speed	Lap	Lap Time	T1	T2	T3	T4	Speed
20	7'05.725	27.815	30.807	44.289	30.545		38	2'15.005	27.925	31.439	42.525	33.116	300.8
21	1'59.371	24.740	27.625	37.037	29.969	330.2	39	2'15.077	27.910	31.524	42.158	33.485	296.7
22	1'59.112	24.646	27.430	36.797	30.239	330.2	40	2'15.034	27.889	31.361	42.330	33.454	300.0
23	2'14.929 P	26.874	29.082	38.902	40.071	318.5	41	2'43.114 P	31.791	37.255	49.287	44.781	275.5
24	1:25'04.384	29.768	34.812	45.453	34.653		42	28'25.575	30.614	35.280	46.709	35.401	
25	2'24.107	29.950	32.968	46.833	34.356	283.4	43	2'22.141	30.369	33.063	44.067	34.642	272.0
26	2'17.864	28.623	31.940	43.558	33.743	284.2	44	2'20.352	28.905	32.741	44.235	34.471	288.0
27	2'17.015	28.399	31.791	43.199	33.626	296.7	45	2'31.680 P	30.438	33.300	46.092	41.850	272.7
28	2'15.543	28.147	31.485	42.595	33.316	305.9	46	13'21.070	28.746	32.931	43.486	33.050	
29	2'15.326	27.994	31.536	42.643	33.153	299.1	47	2'14.953	27.898	31.401	42.491	33.163	295.0
30	2'30.561 P	29.053	33.512	45.812	42.184	285.7	48	2'13.233	27.656	30.850	41.917	32.810	305.9
31	31'23.856	29.257	33.762	46.108	37.538		49	2'12.917	27.398	30.799	41.808	32.912	304.2
32	2'17.117	28.088	32.363	43.251	33.415	300.0	50	2'37.616 P	31.682	35.456	47.272	43.206	274.8
33	2'15.663	28.104	31.711	42.540	33.308	295.0	8th 42 Alex RINS LCR Honda CASTRO SPA Runs=6 Total laps=28 Full laps=16 Valid laps=16						
34	2'15.196	27.737	31.482	42.481	33.496	308.5	1	2:31'37.705	27.277	30.782	48.233	31.734	
35	2'30.849 P	28.044	34.310	45.409	43.086	291.8	2	2'03.712	25.704	28.669	38.527	30.812	315.7
7th 10 Luca MARINI Mooney VR46 Racing ITA Runs=11 Total laps=50 Full laps=29 Valid laps=29							3	2'01.941	25.281	28.069	37.942	30.649	326.2
1	2:27'57.397	26.419	30.851	40.557	32.316		4	2'01.768	25.102	28.147	37.875	30.644	329.2
2	2'03.846	25.788	28.654	38.543	30.861	318.5	5	2'18.836 P	27.039	30.767	40.886	40.144	321.4
3	2'01.969	25.234	28.111	37.962	30.662	325.3	6	14'44.542	30.337	30.540	38.249	30.402	
4	2'01.659	25.039	28.127	37.914	30.579	328.2	7	1'59.792	24.816	27.602	37.273	30.101	324.3
5	2'01.246	25.093	27.877	37.837	30.439	328.2	8	1'59.655	24.688	27.572	37.196	30.199	330.2
6	2'00.766	24.897	27.848	37.607	30.414	330.2	9	2'15.623 P	26.881	29.662	39.659	39.421	330.2
7	2'14.459 P	27.523	29.558	39.012	38.366	319.5	10	10'56.607	25.789	29.042	38.581	30.363	
8	28'47.105	25.601	28.829	40.061	30.883		11	1'59.163	24.687	27.420	37.092	29.964	329.2
9	2'01.013	25.030	27.781	37.783	30.419	329.2	12	1'59.189	24.690	27.439	37.047	30.013	331.2
10	2'18.888 P	28.626	29.431	41.188	39.643	332.3	13	2'18.904 P	27.851	31.088	41.718	38.247	315.7
11	8'22.942	27.207	28.550	37.594	30.363		14	24'41.128	28.188	35.337	39.406	32.764	
12	1'59.742	24.662	27.253	37.470	30.357	334.3	15	1'59.829	24.866	27.541	37.185	30.237	331.2
13	1'59.118	24.557	27.373	36.984	30.204	332.3	16	1'59.916	24.838	27.587	37.240	30.251	318.5
14	1'59.199	24.507	27.400	37.119	30.173	332.3	17	2'00.244	24.712	27.776	37.412	30.344	328.2
15	2'18.034 P	27.541	30.918	41.564	38.011	305.9	18	2'19.963 P	27.795	31.248	40.609	40.311	296.7
16	14'00.759	25.452	28.651	38.478	31.159		19	2:26'43.896	33.308	35.365	47.197	34.701	
17	1'59.948	24.707	27.433	37.433	30.375	330.2	20	2'21.568	29.530	33.212	44.654	34.172	268.6
18	1'59.979	24.831	27.536	37.361	30.251	330.2	21	2'19.073	28.996	32.686	43.426	33.965	279.7
19	2'00.085	24.782	27.653	37.365	30.285	330.2	22	2'23.166	30.471	34.411	43.745	34.539	287.2
20	2'19.760 P	28.928	30.361	42.584	37.887	313.0	23	2'18.069	28.872	32.206	43.051	33.940	273.4
21	10'05.146	26.340	28.730	38.209	30.459		24	2'17.459	28.692	32.089	42.852	33.826	278.3
22	1'59.916	24.711	27.573	37.419	30.213	330.2	25	2'33.231 P	32.204	33.538	45.607	41.882	255.3
23	1'59.899	24.744	27.533	37.414	30.208	329.2	26	24'14.300	32.031	34.123	45.915	35.211	
24	2'10.690 P	24.825	27.576	39.712	38.577	332.3	27	2'20.784	29.023	33.109	44.175	34.477	278.3
25	10'47.722 P	26.170	33.751	48.452	42.935		28	2'38.671 P	32.138	35.247	47.567	43.719	276.2
26	16'56.453	25.962	29.579	41.042	30.687		9th 23 Enea BASTIANINI Ducati Lenovo Team ITA Runs=7 Total laps=32 Full laps=18 Valid laps=18						
27	2'00.620	25.078	27.853	37.384	30.305	330.2	1	3:15'18.734	26.400	29.018	38.689	34.359	
28	2'00.090	24.791	27.646	37.423	30.230	332.3	2	2'01.451	25.269	28.043	37.715	30.424	317.6
29	2'13.364 P	24.748	27.815	42.170	38.631	333.3	3	2'00.965	24.910	27.967	37.720	30.368	332.3
30	1:24'19.788	31.379	35.587	44.774	34.253		4	2'00.548	24.901	27.857	37.572	30.218	325.3
31	2'17.131	28.939	32.303	42.669	33.220	279.0	5	2'08.057 P	25.793	28.471	38.547	35.246	323.3
32	2'14.609	28.096	31.414	42.064	33.035	288.7	6	20'37.563	25.604	28.614	38.231	31.020	
33	2'13.426	27.652	30.991	41.665	33.118	301.6	7	2'17.952	24.955	28.001	37.981	47.015	330.2
34	2'13.786	27.610	31.141	41.793	33.242	307.6	8	2'02.664	25.871	28.473	37.853	30.467	309.4
35	2'45.656 P	31.722	37.330	50.101	46.503	281.9	9	2'04.374	24.882	30.927	38.070	30.495	331.2
36	13'52.584	31.147	34.799	44.903	34.295		Fastest Lap: Jorge MARTIN Prima Pramac Racing SPA 1'58.736 24.558 27.208 37.097 29.873						
37	2'15.978	28.346	31.704	42.626	33.302	293.4	These data/results cannot be reproduced, stored and/or transmitted in whole or in part by any manner of electronic, mechanical, photocopying, recording, broadcasting or otherwise now known or herein after developed without the previous express consent by the copyright owner, except for reproduction in daily press and regular printed publications on sale to the public within 60 days of the event related to those data/results and always provided that copyright symbol appears together as follows below.						

© DORNA, 2023



Day 2 Practice

MotoGP

Lap	Lap Time	T1	T2	T3	T4	Speed	Lap	Lap Time	T1	T2	T3	T4	Speed
10	2'01.331	24.976	28.064	37.852	30.439	325.3	11th 21 Franco MORBIDELL Monster Energy Yama ITA						
11	2'10.287 P	25.924	30.142	38.344	35.877	329.2	Runs=10 Total laps=44 Full laps=26 Valid laps=26						
12	2'10.2434	25.515	29.002	38.927	30.221		1	2:54'54.366	29.028	34.101	40.769	30.612	
13	2'13.643 P	24.854	27.850	43.028	37.911	331.2	2	2'01.215	25.092	28.151	37.718	30.254	326.2
14	29'51.005	25.609	28.462	37.538	30.157		3	2'00.394	24.872	27.700	37.538	30.284	329.2
15	1'59.443	24.640	27.510	37.414	29.879	329.2	4	2'00.031	24.724	27.650	37.312	30.345	330.2
16	1'59.503	24.630	27.614	37.270	29.989	332.3	5	2'21.476 P	29.173	32.290	40.267	39.746	331.2
17	1'59.194	24.515	27.490	37.109	30.080	330.2	6	16'58.331	31.810	30.158	38.453	30.304	
18	2'09.685 P	26.424	28.508	38.672	36.081	326.2	7	1'59.813	24.953	27.659	37.150	30.051	330.2
19	1:41'40.379	30.495	34.870	47.932	34.718		8	1'59.289	24.655	27.538	36.979	30.117	330.2
20	2'19.701	29.172	32.617	44.135	33.777	265.3	9	1'59.373	24.620	27.435	37.101	30.217	333.3
21	2'18.550	28.546	32.283	44.027	33.694	284.9	10	2'20.681 P	28.178	32.073	40.771	39.659	313.9
22	2'17.977	28.553	31.958	43.751	33.715	287.2	11	16'09.591	27.686	30.291	38.685	30.647	
23	2'25.874 P	29.652	32.674	43.888	39.660	280.5	12	2'00.925	25.078	27.953	37.585	30.309	325.3
24	31'14.262	31.784	32.851	44.203	33.622		13	2'05.192	24.768	31.304	38.615	30.505	326.2
25	2'16.359	28.052	31.944	43.064	33.299	295.0	14	2'14.663 P	24.908	29.202	40.732	39.821	323.3
26	2'16.177	28.375	31.799	42.737	33.266	306.8	15	27'41.094 P	27.762	39.852	53.640	47.310	
27	2'15.154	28.012	31.581	42.469	33.092	304.2	16	29'52.740	27.179	30.074	38.653	30.588	
28	2'24.917 P	29.171	32.282	43.405	40.059	291.8	17	2'04.155	25.109	27.813	40.858	30.375	324.3
29	19'47.126	27.740	32.111	43.119	33.273		18	2'00.470	24.787	27.786	37.392	30.505	329.2
30	2'13.777	27.751	31.251	42.025	32.750	301.6	19	2'00.195	24.837	27.654	37.373	30.331	331.2
31	2'13.354	27.427	31.176	41.796	32.955	305.9	20	1'59.928	24.745	27.680	37.235	30.268	329.2
32	2'25.536 P	31.484	32.051	43.063	38.938	311.2	21	2'16.114 P	28.812	31.647	38.036	37.619	315.7
10th 33 Brad BINDER Red Bull KTM Factory RSA							22	1:11'05.970	32.086	35.841	48.279	34.977	
Runs=6 Total laps=30 Full laps=18 Valid laps=18							23	2'25.192	31.824	36.254	43.365	33.749	299.1
1	2:31'54.963	32.624	31.460	40.150	31.410		24	2'17.199	28.206	32.160	43.030	33.803	300.8
2	2'03.045	25.638	28.338	38.204	30.865	324.3	25	2'43.063 P	33.576	35.722	48.006	45.759	305.9
3	2'01.972	25.167	27.993	38.040	30.772	328.2	26	32'40.651	32.478	36.178	46.445	35.483	
4	2'01.866	25.105	27.978	38.049	30.734	327.2	27	2'26.393	30.838	35.160	45.816	34.579	255.3
5	2'23.463 P	33.247	29.630	38.736	41.850	328.2	28	2'20.459	29.146	33.268	44.157	33.888	297.5
6	22'53.824	30.075	28.232	37.789	30.347		29	2'18.660	28.620	32.590	43.751	33.699	306.8
7	1'59.230	24.664	27.305	37.162	30.099	330.2	30	2'30.119 P	30.296	33.466	46.186	40.171	313.0
8	1'59.467	24.692	27.510	37.063	30.202	331.2	31	10'26.742	31.330	34.260	45.178	33.973	
9	1'59.989	24.619	27.638	37.409	30.323	330.2	32	2'18.263	28.486	32.603	43.556	33.618	304.2
10	2'24.723 P	30.828	29.700	43.108	41.087	319.5	33	2'16.318	28.156	32.037	43.067	33.058	306.8
11	23'13.340	26.139	28.424	38.608	31.651		34	2'15.692	27.814	31.609	42.863	33.406	305.9
12	2'20.535 P	25.069	27.781	47.523	40.162	327.2	35	2'37.761 P	32.039	35.787	47.901	42.034	292.6
13	16'07.907	26.327	28.741	38.791	31.083		36	16'59.470	30.689	33.919	44.148	33.576	
14	2'01.092	24.972	27.631	37.625	30.864	327.2	37	2'15.980	27.926	32.050	42.700	33.304	307.6
15	2'00.857	25.028	27.580	37.622	30.627	326.2	38	2'16.381	28.509	31.929	42.752	33.191	315.7
16	2'01.113	25.075	27.684	37.697	30.657	327.2	39	2'34.588 P	37.944	32.835	43.374	40.435	313.9
17	2'21.191 P	30.176	30.320	39.887	40.808	320.4	40	8'59.781	29.172	34.024	44.591	33.662	
18	43'46.418	25.879	28.899	38.304	30.834		41	2'17.835	28.355	32.593	43.234	33.653	300.8
19	2'01.444	25.234	27.951	37.767	30.492	330.2	42	2'16.195	27.977	32.347	42.626	33.245	304.2
20	2'01.026	24.910	27.814	37.706	30.596	328.2	43	2'15.275	27.937	31.669	42.191	33.478	304.2
21	2'00.985	24.920	27.852	37.688	30.525	328.2	44	2'30.969	28.313	32.834	50.797	39.025	300.0
22	2'24.575 P	30.179	33.097	40.017	41.282	321.4	12th 72 Marco BEZZECCHI Mooney VR46 Racing ITA						
23	1:33'21.424	48.921	36.047	46.596	38.960		Runs=6 Total laps=31 Full laps=20 Valid laps=22						
24	2'19.839	29.748	32.290	43.682	34.119	253.5	1	35'43.879	29.209	33.847	43.344	33.921	
25	2'17.118	28.429	31.895	42.773	34.021	295.8	2	2'12.950	27.387	31.082	41.595	32.886	304.2
26	2'20.025	28.579	31.491	46.038	33.917	291.1	3	2'12.821	27.411	30.940	41.523	32.947	306.8
27	2'16.319	28.713	31.745	42.360	33.501	309.4	4	2'12.429	27.546	30.867	41.094	32.922	295.8
28	2'15.132	27.958	31.230	42.534	33.410	305.0	5	2'19.269	31.268	31.840	42.682	33.479	313.0
29	2'15.357	28.013	31.368	42.483	33.493	304.2	6	2'13.081	27.622	31.028	41.287	33.144	295.8
30	2'44.007 P	34.420	33.628	47.662	48.297	268.6							

Fastest Lap: Jorge MARTIN Prima Pramac Racing SPA **1'58.736** 24.558 27.208 37.097 29.873

These data/results cannot be reproduced, stored and/or transmitted in whole or in part by any manner of electronic, mechanical, photocopying, recording, broadcasting or otherwise now known or herein after developed without the previous express consent by the copyright owner, except for reproduction in daily press and regular printed publications on sale to the public within 60 days of the event related to those data/results and always provided that copyright symbol appears together as follows below.
© DORNA, 2023

Official MotoGP Timing by TISSOT
www.motogp.com



Day 2 Practice

MotoGP

Lap	Lap Time		T1	T2	T3	T4	Speed	Lap	Lap Time		T1	T2	T3	T4	Speed
7	2'37.203	P	30.847	34.115	45.654	46.587	263.4	28	2'19.932		29.155	32.749	44.059	33.969	276.9
8	1:39'11.220		26.353	31.437	40.777	32.227		29	2'16.676		28.114	32.006	42.960	33.596	296.7
9	2'01.725		25.241	28.297	37.806	30.381	326.2	30	2'14.829		27.732	31.397	42.363	33.337	302.5
10	1'59.743		24.764	27.705	37.208	30.066	330.2	31	2'24.459	P	27.879	31.370	44.598	40.612	309.4
11	2'00.177		24.708	28.079	37.240	30.150	330.2	32	7'09.476		27.815	32.629	43.558	33.536	
12	1'59.361		24.593	27.611	37.084	30.073	331.2	33	2'15.787		27.946	31.890	42.656	33.295	313.0
13	2'05.132	P	24.679	28.062	37.541	34.850	332.3	34	2'14.765		27.726	31.498	42.509	33.032	308.5
14	18'26.941		27.478	29.922	38.549	30.419		35	2'14.396		27.580	31.563	42.233	33.020	309.4
15	1'59.920		24.981	27.643	37.157	30.139	331.2	36	2'27.485	P	27.582	31.464	47.998	40.441	310.3
16	1'59.469		24.666	27.511	37.196	30.096	332.3	14th 49 Fabio DI GIANNANT Gresini Racing MotoG ITA Runs=9 Total laps=40 Full laps=23 Valid laps=23							
17	1'59.608		24.749	27.504	37.123	30.232	332.3	1	2:34'53.235		25.807	29.297	38.879	30.787	
18	1'59.616		24.689	27.579	37.180	30.168	332.3	2	2'01.976		25.110	28.246	38.034	30.586	329.2
19	2'10.713	P	28.882	27.733	37.455	36.643	330.2	3	2'00.702		24.915	27.844	37.589	30.354	329.2
20	14'28.283		24.451	28.021	37.592	30.277		4	2'00.913		25.051	27.920	37.666	30.276	329.2
21	1'59.726		24.731	27.569	37.231	30.195	333.3	5	2'00.949		24.975	27.860	37.675	30.439	328.2
22	2'00.205		24.731	27.613	37.369	30.492	334.3	6	2'00.590		24.861	27.817	37.534	30.378	329.2
23	2'00.922		24.851	27.786	37.742	30.543	333.3	7	2'20.691	P	28.242	30.763	41.554	40.132	317.6
24	2'16.967	P	28.064	33.196	38.770	36.937	319.5	8	23'32.274		26.279	28.953	38.502	30.654	
25	15'59.273		26.447	29.590	42.723	31.525		9	2'00.605		24.895	27.976	37.399	30.335	331.2
	unfinished		24.721				333.3	10	2'00.697		24.833	27.751	37.837	30.276	329.2
26	2'38.036		34.900	38.113	49.087	35.936		11	2'00.691		24.832	27.884	37.642	30.333	330.2
27	2'21.423		29.556	33.541	44.190	34.136	273.4	12	2'00.687		24.890	27.911	37.597	30.289	330.2
28	2'19.484		28.223	32.535	43.031	35.695	293.4	13	2'18.835	P	24.829	32.174	42.464	39.368	329.2
29	2'16.363		27.980	31.945	42.603	33.835	290.3	14	17'39.866		28.554	28.623	38.370	30.740	
30	2'15.458		27.882	31.733	42.312	33.531	291.8	15	1'59.791		24.684	27.756	37.279	30.072	330.2
31	2'41.131	P	30.615	39.117	46.978	44.421	268.6	16	1'59.585		24.605	27.673	37.182	30.125	329.2
13th 93 Marc MARQUEZ Repsol Honda Team SPA			Runs=7 Total laps=36 Full laps=22 Valid laps=22												
1	2:59'44.085		27.032	29.593	39.099	30.814		17	1'59.502		24.576	27.619	37.167	30.140	329.2
2	2'02.442		25.524	28.302	38.072	30.544	323.3	18	2'18.057	P	24.600	27.623	41.860	43.974	333.3
3	2'00.784		24.991	27.851	37.526	30.416	315.7	19	59'36.472		26.224	32.492	38.719	30.496	
4	2'02.939		24.959	28.793	38.438	30.749	330.2	20	2'00.842		25.143	27.939	37.410	30.350	331.2
5	2'00.720		24.969	27.841	37.373	30.537	329.2	21	2'00.210		24.842	27.850	37.271	30.247	330.2
6	2'10.742	P	26.316	29.432	39.061	35.933	325.3	22	2'00.139		24.770	27.819	37.330	30.220	330.2
7	12'12.246		23.989	29.043	39.118	30.265		23	2'16.459	P	24.779	31.841	41.300	38.539	330.2
8	1'59.746		24.839	27.544	37.016	30.347	332.3	24	1:12'22.624		30.174	34.055	44.717	34.149	
9	1'59.450		24.753	27.454	37.021	30.222	333.3	25	2'20.243		28.653	33.469	44.095	34.026	289.5
10	2'11.648	P	25.946	29.842	39.753	36.107	327.2	26	2'17.476		28.223	32.254	43.323	33.676	297.5
11	17'06.469		26.791	29.549	38.744	30.846		27	2'25.840	P	28.233	32.117	42.889	42.601	308.5
12	2'01.229		25.079	27.944	37.739	30.467	331.2	28	20'37.740		29.043	34.065	47.600	34.218	
13	2'03.205		25.003	28.856	38.502	30.844	331.2	29	2'18.633		28.723	32.378	43.766	33.766	281.2
14	2'03.922		24.992	27.942	40.113	30.875	328.2	30	2'17.129		28.102	32.122	43.487	33.418	310.3
15	2'00.709		24.996	27.774	37.485	30.454	331.2	31	2'15.989		28.002	31.672	42.966	33.349	309.4
16	2'12.296	P	26.942	29.646	39.361	36.347	323.3	32	2'35.132	P	33.548	35.011	45.313	41.260	276.9
17	14'12.280		29.032	29.588	39.695	30.698		33	25'00.122	P	29.858	33.706	45.006	41.919	
18	2'00.904		25.141	27.942	37.449	30.372	330.2	34	9'39.273		32.412	33.427	44.831	34.017	
19	2'00.506		24.854	27.746	37.536	30.370	328.2	35	2'16.790		28.033	31.867	43.411	33.479	306.8
20	2'27.838	P	26.629	31.799	47.390	42.020	327.2	36	2'16.428		27.921	31.755	43.330	33.422	308.5
21	27'28.136		30.162	29.613	38.990	30.873		37	2'22.657	P	27.554	31.217	42.482	41.404	316.7
22	2'02.082		25.569	28.323	37.729	30.461	330.2	38	11'16.668		29.386	35.833	45.365	34.296	
23	2'00.670		24.903	27.785	37.487	30.495	330.2	39	2'20.304		28.751	33.129	44.433	33.991	297.5
24	2'00.582		24.960	27.833	37.400	30.389	331.2	40	2'33.907	P	28.443	32.904	48.983	43.577	306.8
25	2'00.411		24.942	27.818	37.308	30.343	330.2	15th 5 Johann ZARCO Prima Pramac Racing FRA Runs=9 Total laps=36 Full laps=19 Valid laps=19							
26	2'12.785	P	26.425	29.893	39.927	36.540	319.5	1	2:58'57.614		28.116	29.798	41.122	30.826	
27	2:27'52.034		30.532	34.998	46.238	34.484		Fastest Lap: Jorge MARTIN Prima Pramac Racing SPA 1'58.736 24.558 27.208 37.097 29.873							

These data/results cannot be reproduced, stored and/or transmitted in whole or in part by any manner of electronic, mechanical, photocopying, recording, broadcasting or otherwise now known or herein after developed without the previous express consent by the copyright owner, except for reproduction in daily press and regular printed publications on sale to the public within 60 days of the event related to those data/results and always provided that copyright symbol appears together as follows below.
© DORNA, 2023



Day 2 Practice

MotoGP

Lap	Lap Time	T1	T2	T3	T4	Speed	Lap	Lap Time	T1	T2	T3	T4	Speed
2	2'02.326	25.703	27.968	38.057	30.598	332.3	19	2'18.564 P	28.118	30.223	40.233	39.990	314.8
3	2'01.413	25.140	27.885	37.826	30.562	327.2	20	1:27'32.388	31.508	38.440	46.067	34.455	
4	2'01.088	25.026	27.899	37.692	30.471	329.2	21	2'21.585	29.861	33.051	44.145	34.528	258.3
5	2'16.611 P	25.018	32.062	41.152	38.379	330.2	22	2'18.030	28.947	32.034	43.201	33.848	274.1
6	12'29.305	25.846	28.574	38.325	30.664		23	2'17.840	29.142	32.069	42.839	33.790	279.7
7	2'01.337	25.084	27.963	37.807	30.483	331.2	24	2'36.403 P	31.923	34.188	46.315	43.977	232.7
8	2'01.983	25.068	27.902	37.898	31.115	332.3	25	22'56.753	29.802	34.274	46.463	34.955	
9	2'01.903	25.082	27.861	37.996	30.964	330.2	26	2'19.972	28.812	32.513	44.172	34.475	273.4
10	2'19.827 P	26.362	31.524	41.598	40.343	323.3	27	2'17.771	28.529	31.984	43.130	34.128	283.4
11	14'55.119	24.714	28.089	37.546	30.361		28	2'30.720 P	28.155	35.275	45.811	41.479	283.4
12	1'59.524	24.686	27.472	37.154	30.212	333.3	29	12'23.681	27.267	32.869	43.306	33.993	
13	2'11.425 P	24.675	27.607	39.763	39.380	330.2	30	2'16.922	28.694	31.782	42.609	33.837	257.7
14	9'06.302	26.714	29.755	39.093	30.291		31	2'15.145	27.789	31.626	42.401	33.329	290.3
15	1'59.503	24.749	27.414	37.279	30.061	325.3	32	2'27.395 P	28.257	34.478	42.604	42.056	290.3
16	1'59.516	24.651	27.391	37.212	30.262	328.2	33	13'51.860	26.959	32.280	42.881	33.517	
17	2'30.441 P	32.780	34.294	43.309	40.058	282.7	34	2'15.704	27.828	31.500	42.872	33.504	292.6
18	1:06'12.514 P	53.082	33.398	41.354	41.902		35	2'14.928	27.799	31.542	42.283	33.304	285.7
19	1:19'09.410	30.584	37.453	46.890	34.201		36	2'28.994 P	27.648	33.909	45.249	42.188	295.8
20	2'17.759	28.407	32.023	43.588	33.741	285.7	17th 73 Alex MARQUEZ Gresini Racing MotoG SPA						
21	2'16.137	28.303	31.691	42.711	33.432	304.2	Runs=6 Total laps=36 Full laps=24 Valid laps=24						
22	2'14.716	27.911	31.165	42.293	33.347	307.6	1	3:01'55.059	24.517	29.505	39.145	30.828	
23	2'13.779	27.743	31.108	41.980	32.948	306.8	2	2'02.529	26.204	28.079	37.728	30.518	329.2
24	2'27.128 P	29.884	33.046	44.728	39.470	288.0	3	2'00.474	24.995	27.627	37.440	30.412	329.2
25	30'17.459	28.667	33.324	44.983	33.932		4	2'00.082	24.806	27.590	37.452	30.234	330.2
26	2'16.896	28.218	32.024	43.220	33.434	297.5	5	2'11.350 P	27.247	28.992	38.664	36.447	329.2
27	2'15.723	28.123	31.304	42.937	33.359	312.1	6	22'06.857	26.261	29.223	39.086	30.733	
28	2'14.569	27.983	31.206	42.419	32.961	305.0	7	2'00.877	25.027	27.758	37.443	30.649	329.2
29	2'14.126	27.939	30.990	42.021	33.176	305.9	8	1'59.875	24.874	27.619	37.118	30.264	328.2
30	2'27.372 P	28.098	32.904	44.660	41.710	312.1	9	1'59.747	24.749	27.619	37.146	30.233	329.2
31	11'48.154	29.258	34.159	45.361	33.744		10	2'13.326 P	25.766	31.195	38.315	38.050	331.2
32	2'25.559 P	28.465	32.408	44.558	40.128	307.6	11	25'32.422	25.592	28.972	39.027	30.866	
33	19'23.593	28.215	32.878	42.765	33.266		12	2'00.978	25.186	27.816	37.535	30.441	328.2
34	2'15.152	27.514	30.903	42.398	34.337	308.5	13	2'00.369	24.983	27.631	37.433	30.322	329.2
35	2'12.864	27.476	30.676	41.731	32.981	308.5	14	2'00.753	25.086	27.817	37.471	30.379	330.2
36	2'35.543 P	27.894	34.174	50.251	43.224	311.2	15	2'12.061 P	25.046	30.481	39.038	37.496	330.2
16th 36 Joan MIR Repsol Honda Team SPA							16	41'36.547	26.579	29.389	38.784	30.758	
Runs=8 Total laps=36 Full laps=20 Valid laps=20							17	2'01.163	25.232	27.887	37.512	30.532	329.2
1	2:59'39.574	26.670	29.333	38.492	30.645		18	2'00.884	25.000	27.872	37.425	30.587	328.2
2	2'00.855	25.062	27.891	37.616	30.286	325.3	19	2'00.672	24.866	27.779	37.570	30.457	331.2
3	2'00.327	24.854	27.772	37.413	30.288	326.2	20	2'01.056	24.948	27.854	37.660	30.594	329.2
4	2'00.531	24.813	27.829	37.495	30.394	327.2	21	2'13.483 P	27.490	29.436	39.126	37.431	317.6
5	2'17.140 P	27.077	29.756	40.113	40.194	311.2	22	47'53.268	30.666	34.228	45.100	34.515	
6	12'23.675	27.332	28.570	38.056	30.586		23	2'18.141	29.244	31.993	43.028	33.876	274.8
7	2'00.597	24.975	27.852	37.405	30.365	324.3	24	2'15.950	28.360	31.785	42.298	33.507	293.4
8	2'02.560	26.205	27.896	37.926	30.533	328.2	25	2'15.713	28.166	31.794	42.308	33.445	292.6
9	2'10.000 P	24.987	28.038	39.285	37.690	326.2	26	2'14.643	28.125	31.240	42.035	33.243	292.6
10	12'23.560	27.118	28.482	37.881	30.336		27	2'14.356	27.977	31.343	41.767	33.269	297.5
11	1'59.632	24.788	27.534	37.204	30.106	330.2	28	2'27.788 P	29.593	32.874	43.766	41.555	290.3
12	1'59.696	24.711	27.608	37.126	30.251	328.2	29	34'40.059	29.792	36.857	45.494	34.743	
13	1'59.889	24.695	27.648	37.256	30.290	328.2	30	2'21.419	29.241	32.750	45.653	33.775	267.9
14	2'17.645 P	26.861	30.335	41.017	39.432	317.6	31	2'17.961	28.777	32.147	42.988	34.049	276.9
15	57'38.498	25.911	28.855	38.019	30.646		32	2'18.993	28.715	32.480	43.496	34.302	276.9
16	2'00.573	25.034	27.769	37.359	30.411	325.3	33	2'18.369	28.767	32.333	43.162	34.107	285.7
17	2'00.202	24.806	27.621	37.440	30.335	329.2	34	2'16.355	28.145	31.886	42.713	33.611	299.1
18	2'00.257	24.873	27.713	37.267	30.404	328.2	35	2'16.199	28.130	31.788	42.635	33.646	297.5

Fastest Lap: Jorge MARTIN Prima Pramac Racing SPA **1'58.736** 24.558 27.208 37.097 29.873

These data/results cannot be reproduced, stored and/or transmitted in whole or in part by any manner of electronic, mechanical, photocopying, recording, broadcasting or otherwise now known or herein after developed without the previous express consent by the copyright owner, except for reproduction in daily press and regular printed publications on sale to the public within 60 days of the event related to those data/results and always provided that copyright symbol appears together as follows below.
© DORNA, 2023



Day 2 Practice

MotoGP

Lap	Lap Time		T1	T2	T3	T4	Speed	Lap	Lap Time		T1	T2	T3	T4	Speed
36	2'37.093	P	30.891	33.517	47.396	45.289	289.5	15	2'18.008	P	27.462	31.952	40.240	38.354	304.2
18th	12	Maverick VIÑALES		Aprilia Racing		SPA		16	10'48.403		25.824	30.693	40.145	30.798	
		Runs=8	Total laps=35	Full laps=20		Valid laps=20		17	2'01.577		25.052	28.236	37.819	30.470	325.3
1	2:57'43.040		25.941	28.577	38.525	30.769		18	2'00.968		24.998	27.887	37.623	30.460	327.2
2	2'02.510		25.227	29.087	37.780	30.416	330.2	19	2'01.001		24.911	27.923	37.690	30.477	328.2
3	2'00.713		24.871	27.729	37.713	30.400	328.2	20	2'01.135		24.847	27.855	37.914	30.519	326.2
4	2'00.252		24.745	27.591	37.584	30.332	329.2	21	2'25.663	P	30.236	32.133	42.366	40.928	310.3
5	2'00.141		24.754	27.691	37.353	30.343	330.2	22	34'17.139		35.884	29.589	39.567	30.880	
6	2'10.825	P	27.800	29.309	37.565	36.151	300.0	23	2'02.437		25.037	28.012	38.806	30.582	327.2
7	11'45.737		25.190	28.570	38.083	30.581		24	2'01.131		24.910	27.815	37.760	30.646	329.2
8	2'01.008		24.987	27.893	37.673	30.455	329.2	25	2'11.401	P	24.910	27.865	38.754	39.872	329.2
9	2'00.936		24.822	27.840	37.819	30.455	329.2	26	14'46.276		27.899	29.719	39.084	30.994	
10	2'09.113	P	24.830	27.831	37.778	38.674	331.2	27	1'59.859		24.706	27.527	37.299	30.327	326.2
11	13'38.073		36.896	28.684	38.390	30.774		28	2'15.889	P	24.654	27.521	40.384	43.330	330.2
12	2'01.838		25.061	28.001	38.018	30.758	330.2	29	1:37'22.795		26.152	29.158	39.450	30.742	
13	2'01.581		24.975	28.126	37.775	30.705	327.2	30	2'00.782		25.076	27.715	37.578	30.413	330.2
14	2'17.221	P	28.836	30.398	40.440	37.547	331.2	31	2'25.777	P	30.033	34.655	39.956	41.133	326.2
15	13'30.443		37.574	28.689	38.412	30.786		32	50'09.865		30.773	34.562	44.467	33.825	
16	2'01.558		25.079	28.090	37.867	30.522	327.2	33	2'18.016		28.454	32.705	43.338	33.519	294.2
17	2'01.418		24.974	27.980	37.901	30.563	328.2	34	2'17.093		28.232	32.310	43.084	33.467	295.0
18	2'13.379	P	25.017	31.357	40.172	36.833	328.2	35	2'16.281		28.129	31.968	42.798	33.386	296.7
19	10'31.385	P	24.788	29.566	44.839	41.495		36	2'15.666		27.958	31.878	42.453	33.377	300.0
20	38'39.698		36.708	30.656	38.469	30.813		37	2'30.871	P	29.172	35.638	44.977	41.084	300.0
21	2'00.286		25.002	27.702	37.344	30.238	326.2	38	31'34.306		34.150	34.919	46.602	34.562	
22	1'59.770		24.691	27.549	37.272	30.258	331.2	39	2'37.360	P	30.419	35.313	49.841	41.787	270.6
23	1'59.956		24.654	27.616	37.352	30.334	330.2	40	30'20.515		28.549	33.116	45.061	34.484	
24	2'06.971	P	24.673	27.604	37.436	37.258	330.2	41	2'32.274	P	32.042	32.793	45.119	42.320	240.0
25	56'50.141		30.045	35.537	46.506	34.984		42	27'11.903		27.299	32.606	44.203	33.446	
26	2'18.700		29.230	32.694	42.869	33.907	271.3	43	2'17.532		28.546	32.116	43.230	33.640	308.5
27	2'16.023		28.305	31.630	42.376	33.712	291.8	44	2'16.355		28.195	31.909	42.870	33.381	309.4
28	2'15.456		28.250	31.267	42.119	33.820	281.9	45	2'14.935		27.653	31.604	42.540	33.138	305.9
29	2'14.320		27.861	31.114	41.837	33.508	291.8	46	2'14.582		27.560	31.246	42.593	33.183	307.6
30	2'13.955		27.757	31.147	41.685	33.366	293.4	47	2'26.861	P	27.540	33.708	45.072	40.541	312.1
31	2'28.686	P	28.953	33.610	44.047	42.076	271.3	20th 41 Aleix ESPARGARO Aprilia Racing SPA							
32	22'25.683		29.253	33.412	44.501	34.612		Runs=9 Total laps=26 Full laps=10 Valid laps=13							
33	2'17.000		28.441	31.913	42.840	33.806	278.3	1	2:45'16.980		25.277	29.252	38.645	31.163	
34	2'16.002		28.141	31.576	42.529	33.756	288.7	2	2'01.151		25.172	27.845	37.602	30.532	325.3
35	2'25.799	P	28.070	31.439	43.033	43.257	289.5	3	2'00.333		24.955	27.592	37.439	30.347	330.2
19th	43	Jack MILLER		Red Bull KTM Factory		AUS		4	2'16.646	P	27.105	30.255	40.495	38.791	317.6
		Runs=11	Total laps=47	Full laps=25		Valid laps=25		5	14'40.194		25.403	28.719	38.341	30.685	
1	17'56.710		30.109	34.524	45.256	33.914		6	2'00.079		24.871	27.598	37.253	30.357	330.2
2	2'16.047		28.038	31.605	42.817	33.587	305.0	7	2'00.017		24.768	27.562	37.375	30.312	329.2
3	2'14.540		27.771	31.173	42.229	33.367	305.9	8	2'14.930	P	26.897	29.966	40.267	37.800	289.5
4	2'28.084	P	29.484	33.302	44.469	40.829	308.5	9	17'33.730		25.006	28.591	37.951	30.361	
5	10'51.103		28.368	32.391	45.766	33.644		10	2'08.474		24.513	34.803	38.448	30.710	333.3
6	2'14.517		27.801	31.331	41.973	33.412	304.2		unfinished		24.580	27.357		334.3	
7	2'15.853		28.785	31.353	42.248	33.467	309.4	11	2'03.277	*	25.294	28.790	37.972	31.221	
8	2'14.817		27.803	31.605	42.035	33.374	302.5	12	2'20.448	P	29.137	32.322	40.724	38.265	327.2
9	2'28.186	P	27.880	31.351	46.348	42.607	298.3	13	1:05'43.306		28.386	34.161	45.022	34.924	
10	1:10'54.179		27.776	31.060	40.076	31.340		14	2'20.045		29.165	33.187	43.587	34.106	288.7
11	2'03.369		25.654	28.705	38.240	30.770	321.4	15	2'17.814		28.621	32.027	43.200	33.966	300.0
12	2'02.234		25.272	28.367	37.879	30.716	323.3	16	2'39.848	P	35.258	33.119	50.283	41.188	302.5
13	2'01.613		25.070	28.020	37.900	30.623	326.2	17	16'56.930		30.315	32.647	43.702	33.895	
14	2'01.523		25.082	27.959	37.916	30.566	326.2	18	2'17.064		28.338	31.939	43.273	33.514	288.7
								19	2'16.012		28.217	31.494	42.816	33.485	291.1

Fastest Lap: Jorge MARTIN Prima Pramac Racing SPA **1'58.736** 24.558 27.208 37.097 29.873

These data/results cannot be reproduced, stored and/or transmitted in whole or in part by any manner of electronic, mechanical, photocopying, recording, broadcasting or otherwise now known or herein after developed without the previous express consent by the copyright owner, except for reproduction in daily press and regular printed publications on sale to the public within 60 days of the event related to those data/results and always provided that copyright symbol appears together as follows below.
© DORNA, 2023

Official MotoGP Timing by TISSOT
www.motogp.com

Sepang, Saturday, February 11, 2023

Page 7 of 9



Day 2 Practice

MotoGP

Lap	Lap Time		T1	T2	T3	T4	Speed	Lap	Lap Time		T1	T2	T3	T4	Speed
20	2'33.169	P	32.795	33.891	45.108	41.375	185.2	11	2'03.175		24.956	28.871	38.644	30.704	326.2
21	22'13.507		27.467	33.000	55.530	34.251			unfinished		24.939	27.686			329.2
	unfinished						183.9	12	2'07.124		27.320	29.667	39.213	30.924	
22	2'19.766	*	27.65*	32.820	45.236	34.056		13	2'01.354		25.144	28.023	37.828	30.359	326.2
23	2'16.554		28.428	31.724	43.039	33.363	293.4	14	2'00.354	24.820	27.629	37.468	30.437	330.2	
24	2'15.711		28.114	31.540	42.632	33.425	301.6	15	2'00.864		24.973	27.796	37.668	30.427	327.2
25	2'36.276	P	32.089	35.282	47.210	41.695	310.3	16	2'10.702	P	26.128	30.203	38.981	35.390	327.2
26	9'47.871	P	45.731	37.448	48.201	46.492		17	17'07.405		28.751	30.842	39.326	31.478	

21st 30 Takaaki NAKAGAMI LCR Honda IDEMITS JPN
Runs=6 Total laps=32 Full laps=20 Valid laps=20

1	2:48'20.365		28.740	32.442	40.990	31.638	
2	2'02.844		25.515	28.382	38.186	30.761	321.4
3	2'02.076		25.070	28.356	37.940	30.710	324.3
4	2'01.269		24.936	27.925	37.819	30.589	324.3
5	2'18.133	P	26.882	31.135	41.044	39.072	308.5
6	12'25.301		28.167	34.224	44.101	31.632	
7	2'01.486		25.313	27.859	37.771	30.543	320.4
8	2'04.622		24.865	27.728	38.248	33.781	324.3
9	2'00.727		24.917	27.612	37.565	30.633	323.3
10	2'16.115	P	28.076	28.683	40.172	39.184	304.2
11	22'53.983		31.046	31.577	39.822	30.845	
12	2'00.629		24.996	27.699	37.445	30.489	329.2
13	2'00.424		24.860	27.696	37.331	30.537	326.2
14	2'00.291		24.717	27.676	37.507	30.391	330.2
15	2'17.958	P	28.290	30.702	40.050	38.916	295.8
16	56'14.772		27.753	35.556	43.175	31.328	
17	2'01.800		25.402	27.973	37.898	30.527	324.3
18	2'00.602		24.910	27.749	37.514	30.429	324.3
19	2'00.223		24.876	27.617	37.274	30.456	329.2
20	2'16.891	P	26.581	30.858	39.971	39.481	327.2
21	1:31'46.161		31.683	38.487	53.306	36.518	
22	2'24.633		30.611	34.361	44.976	34.685	248.8
23	2'22.169		29.789	33.167	44.688	34.525	274.1
24	2'23.192		29.106	32.784	47.081	34.221	284.9
25	2'17.649		28.438	32.163	43.163	33.885	284.9
26	2'30.185	P	29.635	34.444	44.644	41.462	279.7
27	56'22.957		31.658	38.208	48.700	35.216	
28	2'20.395		28.706	33.317	44.119	34.253	275.5
29	2'17.044		28.367	31.964	42.848	33.865	285.7
30	2'19.777		28.300	31.792	45.720	33.965	304.2
31	2'15.881		27.762	31.693	42.797	33.629	300.0
32	2'28.043	P	29.057	33.924	44.520	40.542	296.7

22nd 35 Cal CRUTCHLOW Yamaha Factory GBR
Runs=9 Total laps=41 Full laps=24 Valid laps=27

1	41'28.297		30.438	33.297	44.918	33.897	
2	2'14.144		28.193	31.194	41.690	33.067	300.8
3	2'12.393		27.677	30.851	40.962	32.903	305.0
4	2'21.020	P	28.016	32.195	42.443	38.366	301.6
5	21'26.361		27.751	32.606	42.883	33.301	
6	2'11.601		27.358	30.749	40.704	32.790	307.6
7	2'22.067	P	28.509	32.748	42.536	38.274	304.2
8	1:37'31.769		25.752	29.543	39.025	30.903	
9	2'01.807		25.427	28.059	37.830	30.491	323.3
10	2'00.635		25.139	27.728	37.392	30.376	321.4

18	2'02.536		25.353	28.658	38.032	30.493	327.2
19	2'00.874		24.869	27.833	37.765	30.407	328.2
20	2'01.064		25.004	27.864	37.710	30.486	327.2
21	2'10.433		25.140	30.451	38.104	36.738	328.2
22	2'00.884		24.993	27.854	37.674	30.363	323.3
23	2'17.575	P	26.089	29.117	44.542	37.827	322.3
24	1:03'41.356		25.523	30.476	39.944	31.259	
25	2'06.358		25.696	30.783	38.829	31.050	328.2
26	2'39.195	P	41.635	37.313	40.209	40.038	328.2
27	1:34'24.152		31.658	36.068	52.631	37.346	
28	2'29.155		33.467	34.379	45.789	35.520	264.0
29	2'44.188	P	30.755	36.308	51.123	46.002	266.6
30	23'00.084		34.851	35.784	47.465	35.156	
31	2'21.796		29.786	33.086	44.583	34.341	292.6
32	2'19.168		29.228	32.283	43.560	34.097	288.0
33	2'17.137		28.878	31.902	42.830	33.527	291.8
34	2'15.943		28.262	31.705	42.559	33.417	293.4
35	2'25.912	P	28.211	34.147	43.682	39.872	294.2
36	22'29.443		28.373	33.675	44.797	34.306	
37	2'16.226		28.409	31.874	42.629	33.314	299.1
38	2'14.772		28.144	31.516	42.100	33.012	295.0
39	2'13.796		27.728	31.333	41.891	32.844	300.8
40	2'21.959		27.986	33.374	45.930	34.669	298.3
41	2'27.110		39.434	31.924	42.672	33.080	294.2
	unfinished		30.369	31.476			279.7

23rd 37 Augusto FERNAND GASGAS Factory Rac SPA
Runs=5 Total laps=32 Full laps=22 Valid laps=22

1	3:27'42.047		26.148	29.431	38.532	31.114	
2	2'01.940		25.424	28.027	37.738	30.751	315.7
3	2'01.960		25.216	28.340	37.736	30.668	321.4
4	2'01.509		25.033	27.837	37.729	30.910	322.3
5	2'01.729		25.170	27.916	37.814	30.829	326.2
6	2'01.258		25.191	27.806	37.536	30.725	318.5
7	2'00.957		25.024	27.748	37.599	30.586	321.4
8	2'10.515	P	25.159	29.569	39.161	36.626	324.3
9	25'41.374		28.418	29.594	38.613	31.160	
10	2'01.983		25.471	28.048	37.666	30.798	318.5
11	2'01.616		25.193	27.956	37.753	30.714	322.3
12	2'01.864		25.204	27.955	37.848	30.857	322.3
13	2'22.645	P	25.347	31.844	43.923	41.531	319.5
14	28'30.448		29.651	29.544	39.270	31.138	
15	2'02.943		25.435	28.298	38.218	30.992	321.4
16	2'09.780	P	25.232	28.303	37.976	38.269	323.3
17	8'53.304		25.770	29.245	38.323	30.679	
18	2'00.856		25.052	27.831	37.474	30.499	322.3
19	2'00.732		24.940	27.854	37.503	30.435	323.3
20	2'08.762		26.368	29.787	41.600	31.007	320.4

Fastest Lap: Jorge MARTIN Prima Pramac Racing SPA **1'58.736** 24.558 27.208 37.097 29.873

These data/results cannot be reproduced, stored and/or transmitted in whole or in part by any manner of electronic, mechanical, photocopying, recording, broadcasting or otherwise now known or herein after developed without the previous express consent by the copyright owner, except for reproduction in daily press and regular printed publications on sale to the public within 60 days of the event related to those data/results and always provided that copyright symbol appears together as follows below.
© DORNA, 2023



Day 2 Practice

MotoGP

Lap	Lap Time		T1	T2	T3	T4	Speed	Lap	Lap Time	T1	T2	T3	T4	Speed
21	2'13.897	P	25.269	28.434	38.153	42.041	318.5							
22	1:11'52.224		32.308	35.770	46.828	35.571								
23	2'21.144		29.663	33.519	43.750	34.212	262.1							
24	2'18.199		28.702	32.279	43.133	34.085	276.2							
25	2'18.265		29.139	32.109	43.152	33.865	260.2							
26	2'17.624		28.744	31.915	42.959	34.006	267.3							
27	2'15.481		28.380	31.548	42.111	33.442	279.0							
28	2'15.012		28.333	31.334	42.093	33.252	280.5							
29	2'17.310		28.144	32.328	42.744	34.094	286.4							
30	2'14.532		27.783	31.473	42.060	33.216	295.8							
31	2'13.871		27.654	31.205	42.010	33.002	301.6							
32	2'36.714	P	31.390	35.857	47.835	41.632	296.7							

Fastest Lap:	Jorge MARTIN	Prima Pramac Racing	SPA	1'58.736	24.558	27.208	37.097	29.873
---------------------	--------------	---------------------	-----	-----------------	--------	--------	--------	--------

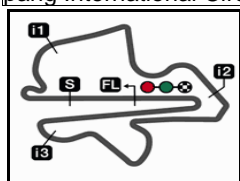
These data/results cannot be reproduced, stored and/or transmitted in whole or in part by any manner of electronic, mechanical, photocopying, recording, broadcasting or otherwise now known or herein after developed without the previous express consent by the copyright owner, except for reproduction in daily press and regular printed publications on sale to the public within 60 days of the event related to those data/results and always provided that copyright symbol appears together as follows below.
© DORNA, 2023

Official MotoGP Timing by **TISSOT**
www.motogp.com

Sepang, Saturday, February 11, 2023

Page 9 of 9





5543 m.

SEPANG MOTOGP™ OFFICIAL TEST

Day 2 Practice

Best Partial Times

MotoGP™

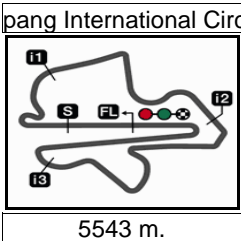
IT Ideal Lap Time, sum of the best partial times

BT Best Lap Time

T1		T2		T3		T4				IT		BT				
Pos	Rider	Time	Rider	Time	Rider	Time	Rider	Time	Pos	Rider	IT	BT				
1F.	QUARTARARO	24.401	J.	MARTIN	27.208	R.	FERNANDEZ	36.797	P.	ESPARGARO	29.824	1	M.OLIVEIRA	1'58.680	1'58.839	(2)
2L.	MARINI	24.507	M.	OLIVEIRA	27.244	F.	BAGNAIA	36.875	J.	MARTIN	29.873	2	F.QUARTARAR	1'58.703	1'58.897	(4)
3A.	ESPARGARO	24.513	L.	MARINI	27.253	M.	OLIVEIRA	36.890	E.	BASTIANINI	29.879	3	J.MARTIN	1'58.736	1'58.736	(1)
4E.	BASTIANINI	24.515	F.	QUARTARARO	27.290	F.	MORBIDELLI	36.979	M.	OLIVEIRA	29.957	4	P.ESPARGAR	1'58.835	1'58.881	(3)
5F.	BAGNAIA	24.517	B.	BINDER	27.305	L.	MARINI	36.984	A.	RINS	29.964	5	R.FERNANDEZ	1'58.842	1'59.112	(6)
6J.	MARTIN	24.558	P.	ESPARGARO	27.330	F.	QUARTARARO	37.001	R.	FERNANDEZ	29.969	6	L.MARINI	1'58.917	1'59.118	(7)
7F.	DI GIANNANTO	24.576	A.	ESPARGARO	27.357	M.	MARQUEZ	37.016	F.	QUARTARARO	30.011	7	F.BAGNAIA	1'58.962	1'59.067	(5)
8M.	OLIVEIRA	24.589	F.	BAGNAIA	27.362	P.	ESPARGARO	37.046	F.	MORBIDELLI	30.051	8	E.BASTIANINI	1'58.993	1'59.194	(9)
9M.	BEZZECCHI	24.593	J.	ZARCO	27.391	A.	RINS	37.047	J.	ZARCO	30.061	9	F.MORBIDELLI	1'59.085	1'59.289	(11)
10B.	BINDER	24.619	A.	RINS	27.420	B.	BINDER	37.063	M.	BEZZECCHI	30.066	10	B.BINDER	1'59.086	1'59.230	(10)
11F.	MORBIDELLI	24.620	R.	FERNANDEZ	27.430	M.	BEZZECCHI	37.084	F.	DI GIANNANTO	30.072	11	A.RINS	1'59.118	1'59.163	(8)
12P.	ESPARGARO	24.635	F.	MORBIDELLI	27.435	J.	MARTIN	37.097	B.	BINDER	30.099	12	M.BEZZECCHI	1'59.247	1'59.361	(12)
13R.	FERNANDEZ	24.646	M.	MARQUEZ	27.454	E.	BASTIANINI	37.109	J.	MIR	30.106	13	J.ZARCO	1'59.257	1'59.503	(15)
14J.	ZARCO	24.651	E.	BASTIANINI	27.490	A.	MARQUEZ	37.118	L.	MARINI	30.173	14	F.DI GIANNAN	1'59.434	1'59.502	(14)
15M.	VIÑALES	24.654	M.	BEZZECCHI	27.504	J.	MIR	37.126	F.	BAGNAIA	30.208	15	A.ESPARGAR	1'59.435	2'00.017	(20)
16J.	MILLER	24.654	J.	MILLER	27.521	J.	ZARCO	37.154	M.	MARQUEZ	30.222	16	M.MARQUEZ	1'59.445	1'59.450	(13)
17A.	RINS	24.687	J.	MIR	27.534	F.	DI GIANNANTO	37.167	A.	MARQUEZ	30.233	17	J.MIR	1'59.461	1'59.632	(16)
18J.	MIR	24.695	M.	VIÑALES	27.549	A.	ESPARGARO	37.253	M.	VIÑALES	30.238	18	A.MARQUEZ	1'59.690	1'59.747	(17)
19T.	NAKAGAMI	24.717	A.	MARQUEZ	27.590	M.	VIÑALES	37.272	A.	ESPARGARO	30.312	19	M.VIÑALES	1'59.713	1'59.770	(18)
20A.	MARQUEZ	24.749	T.	NAKAGAMI	27.612	T.	NAKAGAMI	37.274	J.	MILLER	30.327	20	J.MILLER	1'59.801	1'59.859	(19)
21M.	MARQUEZ	24.753	F.	DI GIANNANTO	27.619	J.	MILLER	37.299	C.	CRUTCHLOW	30.359	21	T.NAKAGAMI	1'59.994	2'00.223	(21)
22C.	CRUTCHLOW	24.820	C.	CRUTCHLOW	27.629	C.	CRUTCHLOW	37.392	T.	NAKAGAMI	30.391	22	C.CRUTCHLO	2'00.200	2'00.354	(22)
23A.	FERNANDEZ	24.940	A.	FERNANDEZ	27.748	A.	FERNANDEZ	37.474	A.	FERNANDEZ	30.435	23	A.FERNANDEZ	2'00.597	2'00.732	(23)

These data/results cannot be reproduced, stored and/or transmitted in whole or in part by any manner of electronic, mechanical, photocopying, recording, broadcasting or otherwise now known or herein after developed without the previous express consent by the copyright owner, except for reproduction in daily press and regular printed publications on sale to the public within 60 days of the event related to those data/results and always provided that copyright symbol appears together as follows below.
© DORNA, 2023






SEPANG MOTOGP™ OFFICIAL TEST

Day 2 Practice

Fastest Laps Sequence

<i>Practice Time</i>	 <i>Rider</i>	<i>Nation</i>	<i>Motorcycle</i>	<i>Time</i>	<i>Km/h</i>	<i>Rider's Lap</i>
20'12.757	43 Jack MILLER	AUS	KTM	2'16.047	146.6	2
22'27.297	43 Jack MILLER	AUS	KTM	2'14.540	148.3	3
37'56.829	72 Marco BEZZECCHI	ITA	DUCATI	2'12.950	150.0	2
40'09.650	72 Marco BEZZECCHI	ITA	DUCATI	2'12.821	150.2	3
42'22.079	72 Marco BEZZECCHI	ITA	DUCATI	2'12.429	150.6	4
45'51.586	88 Miguel OLIVEIRA	POR	APRILIA	2'11.323	151.9	3
1:39'29.783	88 Miguel OLIVEIRA	POR	APRILIA	2'04.267	160.5	8
1:57'57.405	43 Jack MILLER	AUS	KTM	2'03.369	161.7	11
1:59'59.639	43 Jack MILLER	AUS	KTM	2'02.234	163.2	12
2:02'01.252	43 Jack MILLER	AUS	KTM	2'01.613	164.0	13
2:04'02.775	43 Jack MILLER	AUS	KTM	2'01.523	164.2	14
2:21'09.976	88 Miguel OLIVEIRA	POR	APRILIA	2'01.273	164.5	12
2:21'11.731	43 Jack MILLER	AUS	KTM	2'00.968	164.9	18
2:31'47.014	44 Pol ESPARGARO	SPA	GASGAS	2'00.721	165.2	3
2:32'44.320	72 Marco BEZZECCHI	ITA	DUCATI	1'59.743	166.6	10
2:36'43.858	72 Marco BEZZECCHI	ITA	DUCATI	1'59.361	167.1	12
2:53'55.041	44 Pol ESPARGARO	SPA	GASGAS	1'59.205	167.3	8
2:56'47.181	20 Fabio QUARTARARO	FRA	YAMAHA	1'58.897	167.8	8
3:18'34.030	88 Miguel OLIVEIRA	POR	APRILIA	1'58.839	167.9	21
3:56'24.738	89 Jorge MARTIN	SPA	DUCATI	1'58.736	168.0	13

These data/results cannot be reproduced, stored and/or transmitted in whole or in part by any manner of electronic, mechanical, photocopying, recording, broadcasting or otherwise now known or herein after developed without the previous express consent by the copyright owner, except for reproduction in daily press and regular printed publications on sale to the public within 60 days of the event related to those data/results and always provided that copyright symbol appears together as follows below.

© DORNA, 2023

Official MotoGP Timing by TISSOT
www.motogp.com



Sepang, Saturday, February 11, 2023